

Residential Gas Condensing High Efficiency Tankless Water Heaters



FEATURES

ULTRA-LOW NO_x CONDENSING TECHNOLOGY PROVIDES 0.93 ENERGY FACTOR

COMPLIES WITH CALIFORNIA SCAQMD RULE 1146.2 AND OTHER AIR QUALITY MANAGEMENT DISTRICTS WITH SIMILAR NO_x EMISSION REQUIREMENTS OF 14 ng/J OR 20 PPM

OPERATES ON 1/2" GAS LINE WITH STANDARD GAS PRESSURES

DURABLE HEAT EXCHANGERS

- Copper Primary Heat Exchanger
- Secondary Heat Exchanger is made of Marine Grade Type 316L Stainless Steel to protect against corrosion

CONTINUOUS MAXIMUM FLOW RATES UP TO 6.6 GPM

ENERGY STAR® QUALIFIED

AVAILABLE IN NATURAL GAS OR PROPANE (LP)

T-H3M-IN & T-H3M-OS CAN BE USED IN RESIDENTIAL HOT WATER AND HEATING APPLICATIONS (CHECK LOCAL CODES)

ELECTRONIC IGNITION - NO PILOT LIGHT

INDOOR MODEL - INCLUDES A BUILT-IN TEMPERATURE CONTROLLER AND ADVANCED DIAGNOSTICS TO SIMPLIFY TROUBLESHOOTING

OUTDOOR MODEL - INCLUDES A WALL MOUNT TEMPERATURE REMOTE CONTROLLER AND ADVANCED DIAGNOSTICS TO SIMPLIFY TROUBLESHOOTING

FACTORY-INSTALLED POWER CORD INCLUDED FOR INDOOR MODELS

COMPLIES WITH LEAD FREE STANDARDS

SAFETY FEATURES:

- Air-Fuel Ratio (AFR) Sensor
- Exhaust & Water Temperature Safety Control
- Overheat Cut-Off Fuse

INTERNAL FREEZE PROTECTION SYSTEM

POWER DIRECT VENT DESIGN

- Exhaust, 3" PVC Venting up to 70 Feet or 4" PVC Venting up to 100 Feet
- Provides flexible venting with PVC, CPVC, or ABS Pipe for Intake and Exhaust (solid core only)
- Category IV Stainless Steel venting can also be used

ACCESSORIES

- Pipe Cover
- Neutralizer Kit
- Isolation Valve Kits
- Concentric Termination
- Recess Box

WARRANTY

- 15-year limited warranty on heat exchanger in residential applications
- 10-year limited warranty on heat exchanger in commercial applications
- 5-year limited warranty on all parts



**INDOOR MODEL
T-H3M-IN**



**OUTDOOR MODEL
T-H3M-OS**



**ANSI Z21-10.3
CSA 4.3**

Residential Gas Condensing High Efficiency Tankless Water Heaters



TANKLESS HIGH EFFICIENCY CONDENSING MODELS

MODEL NUMBER	FUEL TYPE	GAS CONSUMPTION INPUT		INLET GAS PRESSURE		ENERGY FACTOR (EF)	MAX GPM*	HOT/COLD GAS CONN.	GAS CONN.	DIMENSIONS IN INCHES			UNIT WEIGHT (LBS)
		MIN. BTU/H	MAX. BTU/H	MIN. W.C.	MAX. W.C.					A HEIGHT	B WIDTH	C DEPTH	
INDOOR													
T-H3M-IN-N	Natural	15,000	120,000	5.0	10.5	0.93	6.6	3/4" NPT	1/2" NPT	22-7/8	13-7/8	10-13/16	44
T-H3M-IN-P	Propane	15,000	120,000	8.0	14.0	0.93	6.6	3/4" NPT	1/2" NPT	22-7/8	13-7/8	10-13/16	44
OUTDOOR													
T-H3M-OS-N	Natural	15,000	120,000	5.0	10.5	0.93	6.6	3/4" NPT	1/2" NPT	22-7/8	13-7/8	10-13/16	44
T-H3M-OS-P	Propane	15,000	120,000	8.0	14.0	0.93	6.6	3/4" NPT	1/2" NPT	22-7/8	13-7/8	10-13/16	44

All dimensions are in inches.

15-150 psi Water Pressure. 40 psi or above is recommended for maximum flow.

*Current numbers based on factory testing; 0.5 gpm required for activation; 0.4 gpm required for continuous fire after initial ignition.

Indoor models are certified from sea level to 10,100 ft. in elevation. Outdoor models are certified from sea level to 6,000 ft.

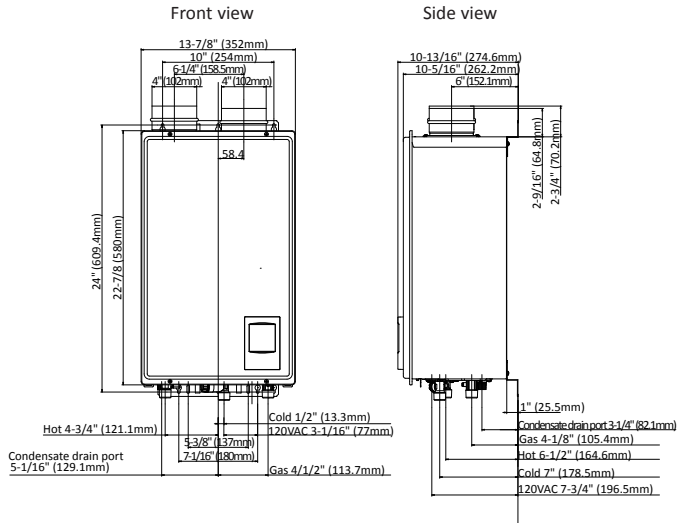
In accordance with ANSI Z21.10.3, CO emission does not exceed 400 PPM for normal input.

The manufacturer reserves the right to discontinue, or change at any time, specifications or designs without notice and without incurring obligation.

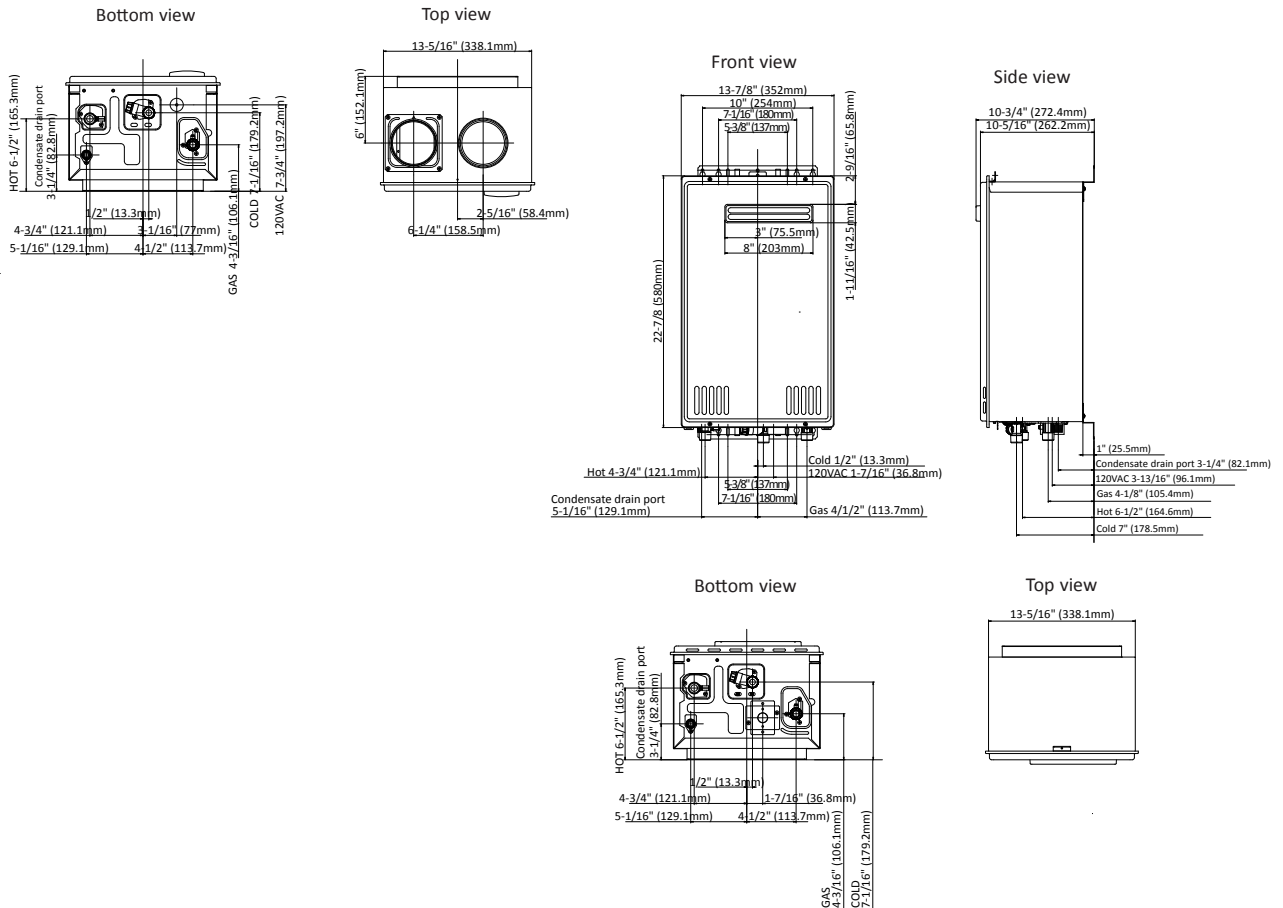
Residential Gas Condensing High Efficiency Tankless Water Heaters



INDOOR MODEL



OUTDOOR MODEL

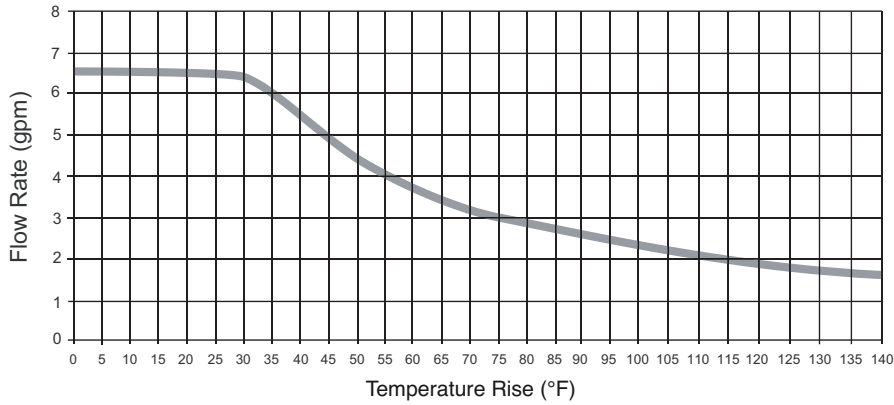


**Residential Gas Condensing
High Efficiency
Tankless Water Heaters**



FLOW RATE vs TEMPERATURE RISE

T-H3M



PRESSURE LOSS

